Corning Genomics Product Selection Guide

CORNING

Introduction

Corning Life Sciences is pleased to present our Genomics Selection Guide. In this guide, you will find a selection of Corning's newest and most requested products.

For up-to-date information on Corning Life Sciences' comprehensive range of products and services, go to **www.corning.com/lifesciences** where you can access:

- New products information
- Technical information including:
  - Application notes
  - Instruction manuals
  - Product bulletins
- Product catalog information
- Product literature
- Complete distributor information

For additional product information, please visit **www.corning.com/lifesciences**, or call 1.800.492.1110. Customers outside the United States, please call 1.978.442.2200 or contact your local support office. Local offices are listed on the back cover.

Ordering Information

Corning products are available through any authorized Corning support office or distributor. Please see our website for a complete listing.

To place an order, simply contact the distributor of your choice. For each requested product, provide the Corning catalog number, product description, and desired quantity.

Genomics

Overview F2

Colony Picking, Bacterial Growth, and Storage F3

Purification F3

Quantitation and Detection F5

DNA Amplification F6

Protein Crystallization Microplates F8

Compatibility Guide for Thermal Cyclers, Sequencers, and Real-time PCR F10

Bar Code Customization F11

Index F12

Overview

Meeting the needs of the Genomics laboratory

Corning's dedication to quality and technology has produced this comprehensive line of products for the genomics laboratory. Whatever aspect of research you are involved in – our products deliver reliable results. All of Corning's products are manufactured under stringent quality guidelines as an assurance of consistent performance from device to device and lot to lot. Featured in this guide are products for the high throughput genomics laboratory:

- Thermowell® Gold PCR reaction vessels for conventional and real-time PCR, and sequencing
- 96-well half-area UV microplates for nucleic acid quantitation

The Equipment Compatibility Program

Corning Life Sciences maintains a comprehensive equipment compatibility program in which leading equipment manufacturers certify the compatibility of our products with their instruments.

Corning microplates offer compatibility with a wide range of laboratory instrumentation, including microplate readers, microplate washers, liquid handling instruments, automation accessories, and robotic systems. To make it easy to identify the Corning microplates that perform well with your instruments, we have assembled an Equipment Compatibility Guide with the help of manufacturers from throughout the industry. The Guide is available at **www.corning.com/lifesciences**. To ensure the accuracy of this reference guide, we invited leading manufacturers to test our microplates on their instruments using extensive criteria for fit and function. For example, a microplate reader manufacturer would have tested a Corning microplate for proper fit in the microplate carrier, suitable optical performance, and compatibility with all of the instrument's accessories, including microplate stackers and bar code readers. If the microplate met all criteria, the manufacturer then signed a form certifying that the microplate was tested for fit and function and found compatible with their instrument and all relevant accessories. So you have their assurance, as well as ours, that the Corning microplates you choose will perform as intended. Please use this Equipment Compatibility Guide with confidence.

Life Sciences Early Access to Development – the L.E.A.D. Program

Corning is committed to meeting the rapidly evolving needs of the life sciences laboratory. We are continually developing innovative new products that are compatible with the latest advances in technology and instrumentation. Our L.E.A.D. program gives researchers access to these products and special pricing prior to their full market release. Contact your local Corning Life Sciences office or Corning Account Manager for more information about the products currently available through this program.

Expert assistance is just a telephone call or e-mail away

Customer service and scientific support representatives are available to answer any question – from pricing and product availability to protocols and applications advice. Our offices around the world are able to respond promptly to your inquiry regardless of your location. Contact us at your local office.

Colony Picking, Bacterial Growth, and Storage

96-well and 384-well Polypropylene Blocks for Growth and Storage

96-well and 384-well deep well blocks feature well designs for optimal liquid handling and are RNase-/DNase-free.

Cat. No.	Description	Well Shape	Sterile	Well Volume	Qty/Pk	Qty/Cs
3956	96-well	Round V	Yes	0.5 mL	10	50
3957	96-well	Round V	No	0.5 mL	10	100
3958	96-well	Round	Yes	1 mL	5	25
3959	96-well	Round	No	1 mL	5	100
3960	96-well	V-Bottom	Yes	2 mL	5	25
3961	96-well	V-Bottom	No	2 mL	5	100
3964	384-well	Square-round	Yes	180 µL	5	25
3965	384-well	Square-round	No	180 µL	5	100
3342	384-well	Square V	Yes	240 µL	5	50
3347	384-well	Square V	No	240 µL	5	50

Purification

Corning® Filtr*EX*™ 96-well Filter Microplates

Corning Filtr*EX* filter microplates meet standard ANSI/SBS footprint dimensions for microplates. The rigid side walls make the microplate ideal for automation and the wide skirt accepts bar codes. Individual filter disks are encapsulated in the microplate by a unique process that ensures 100% integrity of each well. The design of the nozzle prevents sample cross-contamination and wicking. Glass fiber filter microplates can be used for a variety of applications, such as plasmid isolation, DNA purification, PCR clean-up, or receptor/ligand binding assays. They are a cost-saving alternative to DNA prep kits. Use the low-binding hydrophilic PVDF membrane for lysate clarification, protein kinase assays, or bead- or resin-based separation assays. For additional application information, visit our Technical Resources section at **www.corning.com/lifesciences**.

Cat. No.	Description	Sterile	Well Volume (µL)	Qty/Pk	Qty/Cs
3504	0.2 µm PVDF membrane, hydrophilic	No	350	10	50
3505	0.2 µm PVDF membrane, hydrophilic	Yes	350	10	50
3510	0.25 mm glass fiber filter	No	350	10	50
3511	0.66 mm glass fiber filter	No	350	10	50
3514	Fluid guard for Filtr*EX* 96-well filter microplates	No	–	100	100

Please contact us for customized membranes.

Volume Adapter and Applicator

A volume adapter allows larger volumes (up to 1 mL) to be applied to the 96-well filter microplates. The applicator easily assembles and disassembles the filter microplate and adapter, and it ensures a perfect, leak-free fit.

Cat. No.	Description	Qty/Pk	Qty/Cs
3584	Volume adapter, nonsterile	10	50
3507	Applicator	1	1

Collection Microplates

Corning® Filtr*EX*™ 96-well filter microplates meet standard ANSI/SBS footprint dimensions for microplates and can be used with a broad range of collection microplates. Polystyrene and polypropylene microplates are available with a variety of well geometries. Commonly used collection microplates are listed below. For information about other compatible collection microplates, please contact us.

Cat. No.	Description	Well Volume (µL)	Qty/Pk	Qty/Cs
3365	96-well clear, round bottom polypropylene microplate	360	25	100
3795	96-well round bottom polystyrene microplate	360	25	100
3897	96-well V-bottom polystyrene microplate	320	25	100

Spin-X® Centrifuge Tube Filters

Spin-X centrifuge tube filters consist of a membrane-containing filter unit within a centrifuge tube. They filter by centrifugation for bacteria removal, particle removal, HPLC sample preparation, removal of cells from media, and DNA removal from agarose or acrylamide gels. Maximum relative centrifugal force (RCF) is 16,000 x g.

Cat. No.	Membrane	Well Volume (Working µL)	Pore Size (µm)	Tube Size (mL)	Qty/Cs
8160	CA	500	0.22	2.0	96
8161*	CA	500	0.22	2.0	100
8162	CA	500	0.45	2.0	96
8163*	CA	500	0.45	2.0	100
8169*	NY	500	0.22	2.0	200
8170*	NY	500	0.45	2.0	200

CA = Cellulose Acetate, NY = Nylon
*Product is nonsterile.

Spin-X Tube Purification of DNA from Agarose Gels

Introduction

Purification of DNA from an agarose gel with the Spin-X tube is quick and efficient, unlike the electroelution, dialysis, and "freeze-squeeze" methods. The Spin-X method consists of two simple steps: excision of the band from the gel and centrifugation in the Spin-X tube. Yields range from 30% to 80%.

Protocol*

1. Electrophorese DNA in an agarose gel containing ethidium bromide.
2. After electrophoresis, illuminate the gel under long wavelength UV light. Then, using a sharp instrument, carefully excise the band of interest (30 to 15,000 bp).
3. Place the gel slice into the filter cup of the Spin-X tube (Cat. Nos. 8160, 8161, 8162, and 8163) and mix with 100 µL to 200 µL of distilled water or Tris-EDTA.
4. Spin the tube at about 13,000 x g for 5 to 20 minutes at room temperature.
5. Collect the DNA from the microcentrifuge tube; the agarose gel will be retained on the Spin-X membrane. If needed, ethanol precipitate the DNA to remove any EDTA present.

Note: DNA yield may increase with the incorporation of one or all of the following steps:

1. Macerate the gel slice prior to placement in the Spin-X tube.
2. Prior to centrifugation in step 4, freeze the gel slice at -70°C in a separate tube, then allow to thaw.
3. After the initial centrifugation, add an additional 200 µL of buffer to the Spin-X tube and centrifuge again.
4. Spin for a longer period of time.

*Schwarz, Herbert and Whitton, J. Lindsay, 1992. A Rapid, Inexpensive Method for Eluting DNA from Agarose or Acrylamide Gel Slices Without Using Toxic or Chaotropic Materials. Vol. 13, No. 2, BioTechniques.

Quantitation and Detection



Corning® 96-well UV Microplates

These microplates have a unique UV-transparent bottom, which is ideal for determining protein and/or nucleic acid concentrations. The UV-transparent bottom is molded to the top without adhesives for greater strength and maximum leak resistance. These microplates are certified for low background and consistent performance at 260 nm and 280 nm. Their broad linear detection range allows reliable detection of high and low concentrations of biomolecules.

Cat. No.	Format	Bottom	Sterile	Well Volume (µL)	Qty/Pk	Qty/Cs
3635	96-well	Flat	No	370	25	50
3679	96-well half-area	Flat	No	205	25	50

Corning DNA-BIND® Assay Microplates

Corning DNA-BIND surface covalently couples to amine groups, providing a convenient method to immobilize aminated single-stranded DNA by either the 5' or 3' end for hybridization, amplification, or other DNA-based assays. 96-well microplates and 1 x 8 Corning Stripwell™ microplates come without lids. Protocols and application information are available at **www.corning.com/lifesciences**.

Cat. No.	Format	Well Shape	Qty/Pk	Qty/Cs
2505	96-well microplate, clear	Flat	1	50
2506	1 x 8 Stripwell microplate, clear	Flat	1	50
2498	96-well microplate, black	Flat	1	50
2525	96-well microplate, clear	Flat	1	10

DNA-BIND Surface Performance

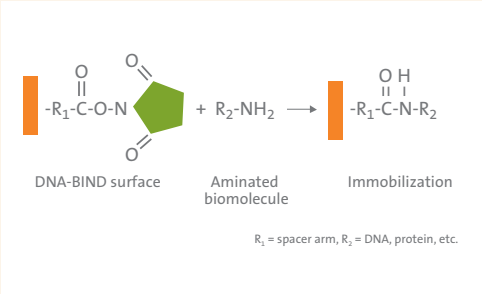

Reaction of N-oxysuccinimide with an aminated biomolecule

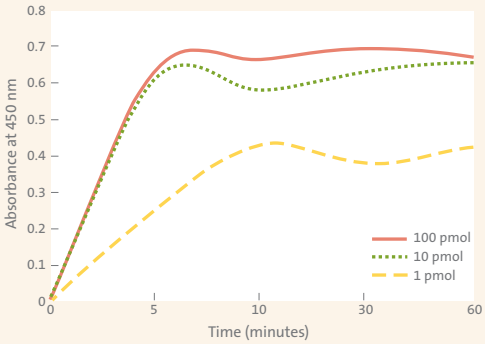

Kinetics of oligonucleotide coupling

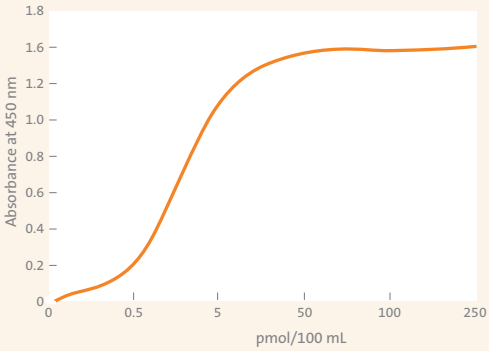

Detection of hybridization at increasing oligonucleotide concentrations

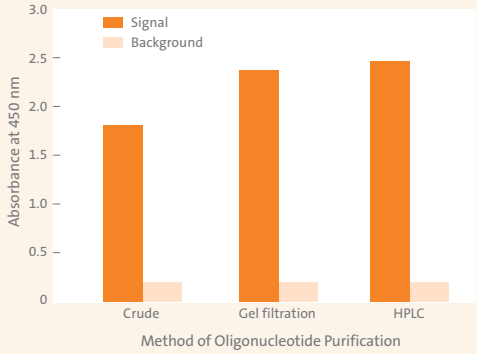

Effect of post-synthetic purification method on signal strength and background

DNA Amplification

Corning® Thermowell® GOLD PCR Reaction Microplates and Tubes

Corning Thermowell GOLD PCR reaction microplates and tubes exemplify Corning's commitment to innovation: to develop superior quality, reliable, and versatile products to complement today's dynamic changes in technology. The wide variety of options offered by Thermowell GOLD provides researchers the choices necessary for complete compatibility with laboratory equipment. Look to Thermowell GOLD for regular PCR, sequencing, and real-time PCR.

Corning Thermowell GOLD and Thermowell 96-well Polypropylene PCR Microplates and Accessories



Corning Thermowell GOLD 96-well PCR microplates are offered in four formats to ensure maximum flexibility and a perfect match for your applications. The original Thermowell 96-well PCR microplates are universal fit and can be cut into 3 x 8 well segments.

Cat. No.	Description	Qty/Pk	Qty/Cs
6551	96-well microplate, clear, Thermowell	25	25
3752	96-well microplate, full skirt, clear, Thermowell GOLD	10	50
3753	96-well microplate, half skirt, clear, Thermowell GOLD	10	50
3754[a]	96-well microplate, elevated skirt, clear, Thermowell GOLD	10	50

[a]Fully compatible with ABI 3700 and 3730.

Corning Thermowell Gold 384-well Polypropylene PCR Microplates and Accessories



Corning Thermowell GOLD 384-well PCR microplates feature exceptional dimensional stability following thermocycling, and are fully compatible with automation, commonly used thermal cyclers, and Applied Biosystems® sequencing adapters (see compatibility table).

Cat. No.	Description	Qty/Pk	Qty/Cs
3757	384-well polypropylene PCR microplate, clear	10	50
3756	384-well polypropylene PCR microplate, black	10	50
6569	Aluminum sealing tape for 384-well microplates	100	100
6575	Universal optical sealing tape	100	100

Corning Thermowell Polycarbonate PCR Microplates

Cat. No.	Format	Model Name	Well Volume (µL)	Qty/Pk	Qty/Cs
6509	96-well	Model P	200	1	25
6511	96-well	Model M	200	1	25



Microplate well dimensions

Thermal Cycler Compatibility Guide for Polycarbonate PCR Microplates

Cat. No.	Name	Compatible Thermal Cyclers
6509	Model P	Applied Biosystems GeneAmp® PCR System 9600[b], Barnstead Thermolyne Amplitron II®, Techne® Cyclogene, and Gene E with 96 x 0.2 mL block
6511	Model M	MJ Research PTC-100-96V, PTC-200 DNA Engine™, Biometra Uno - Thermoblocker™, Coy Corporation Temp Cycler II, Corbett Research FTS-960, Hybaid OmniGene with Microblock, Quatro BioSystems T-C-40

[b]Requires the use of the spacer block and frame (Cat. No. 6527).

PCR Sealing Tapes and Sealing Mats



Sealing tapes prevent evaporation and enable oil-free operation when used with thermal cyclers with heated lids. The universal optical sealing tape can be used in detection coupled with PCR systems (real-time PCR).

Cat. No.	Description	Qty/Pk	Qty/Cs
6569	Aluminum sealing tape for 384-well microplates	100	100
6570	Aluminum sealing tape for 96-well microplates	100	100
6575	Universal optical sealing tape for real-time PCR	100	100
6555	Corning® Thermowell® sealing mat for 96-well microplates	1	25
3087	Silicone rubber septa mat	10	50
6520	Polycarbonate lid (fits Cat. No. 6511 with oil overlays)	1	25

Corning Thermowell GOLD and Thermowell PCR Tubes

Individual PCR tubes are made of thin wall polypropylene and designed for precise fit in heat blocks to optimize heat transfer. Tubes are RNase-/DNase-free, are autoclavable at 121°C, and withstand centrifugation to 10,000 x g.

Cat. No.	Description	Qty/Pk	Qty/Cs
3745	0.2 mL PCR tubes, flat, clear, Thermowell GOLD	500	1,000
6571	0.2 mL PCR tubes, flat, clear, Thermowell	96	960
3744	0.2 mL PCR tubes, flat, assorted, Thermowell GOLD	500	1,000
3747	0.2 mL PCR tubes, dome, clear, Thermowell GOLD	500	1,000
6531	0.2 mL PCR tubes, dome, clear, Thermowell	96	960
3746	0.2 mL PCR tubes, dome, assorted, Thermowell GOLD	500	1,000
3750	0.5 mL PCR tubes, flat, clear, Thermowell GOLD	500	1,000
6530	0.5 mL PCR tubes, flat, clear, Thermowell	250	1,000
3749	0.5 mL PCR tubes, flat, assorted, Thermowell GOLD	500	1,000

Corning Thermowell GOLD and Thermowell 8-well PCR Tube Strips

Tube strips consist of eight 0.2 mL thin wall polypropylene tubes connected together. Dual connectors between adjacent tubes eliminate inadvertent breakage during sample handling. Tube strips are designed for precise fit in thermal cyclers to optimize heat transfer. Thermowell GOLD cap strips are sold separately from Thermowell GOLD tube strips. Original Thermowell tube strips and cap strips are packaged together. Tube strips are RNase-/DNase-free, and are autoclavable at 121°C.

Cat. No.	Description	Qty/Pk	Qty/Cs
3741	0.2 mL 1 x 8 tube strips, clear, Thermowell GOLD	125	1,250
3740	0.2 mL 1 x 8 tube strips, assorted colors, Thermowell GOLD	125	1,250
6542	0.2 mL 1 x 8 tube strips, clear, Thermowell	60	300
6547*	0.2 mL 1 x 8 tube strips, assorted, Thermowell	60*	300
3743	1 x 8 Cap strips, domed, clear, Thermowell GOLD	125	1,250
3748	1 x 8 Cap Strips, domed, assorted colors, Thermowell GOLD	125	1,250
3742**	1 x 8 optically clear flat cap strips, for real-time PCR, Thermowell GOLD	125	1,250

*60 of each color per bag; 1 bag of each color per case.
**Designed for real-time PCR. Suitable for use with Thermowell GOLD 0.2 mL 1 x 8 PCR tube strips and 96-well microplates.

For Compatibility Guide and Volume Reference table, see page F10.

Protein Crystallization Microplates



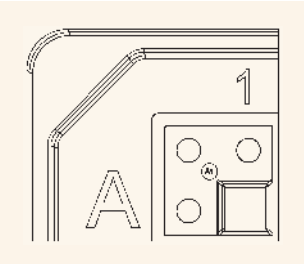

Alphanumeric markers in each well cluster for easy identification under the microscope.

Next Generation Crystal*EX*™ Microplates for 96-well High Throughput Sitting Drop Protein Crystallization

- Corning® 96-well and 384-well crystallization microplates are optimized for high throughput protein crystal growth and screening
- Designed for sitting drop applications
- Meets ANSI/SBS standard footprint dimensions for microplates
- Ideal for fully automated crystal screening
- Multiple formats and versatility for custom options to maximize crystal formation, identification and analysis, and harvesting
  - Choose from four unique protein well shapes
  - Options include one or three protein wells per reservoir well
- Cyclic olefin copolymer (COC) offers strong chemical compatibility and good optical clarity
- Reservoir numbers are embossed on each individual well for easy identification

Next Generation Crystal*EX* Microplate Designs

One reservoir well is flanked by either one or three protein wells, with ANSI/SBS-standard spacing between the centers of adjacent well clusters.

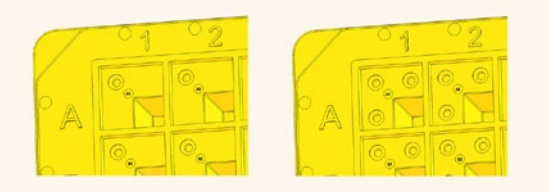

1 protein well
1 reservoir

3 protein wells
1 reservoir

Four different protein well shapes are available:

Round bottom | Conical flat bottom | Flat bottom | 1 µL conical flat bottom, crystal cup*

*The crystal cup facilitates collection and centering of the protein crystals after incubation.

Cat. No.	Protein Well Size	Protein Well Shape	No. of Protein Wells	Surface Treatment	Qty/Pk	Qty/Cs
3556	4 µL	Round	1	Not treated	10	50
3551	4 µL	Conical flat	1	TC-treated**	10	50
3552	2 µL	Round	3	Not treated	10	50
3553	2 µL	Conical flat	3	Not treated	10	50
3550	1 µL	Conical flat, crystal cup	3	Not treated	10	50

**Surface processed for hydrophilicity.



Universal Optical Sealing Tape for Next Generation Crystal*EX*™ and Crystal*EX* Microplates

- High optical quality, pressure-sensitive tape ensures tight sealing to minimize evaporation.
- Ideal for microscopic observation of crystals
- Suitable for use between -70°C and 100°C
- Compatible with commonly used aqueous solutions and organic solvents

Cat. No.	Description	Qty/Pk	Qty/Cs
6575	Universal optical sealing tape	100	100

Crystal*EX* Crystallization Microplates



96-well Microplates

- Features 96 large reservoir (reagent) wells and 96 corresponding protein wells
- Conical bottom protein wells allow improved centering of the protein drop.
- Compatible with manual pipettors and automation
- Novel merged well design provides efficient vapor space for protein crystallization.
- Reservoir and protein wells are positioned to be compatible with multi-head dispensing equipment.

384-well Microplate

- Meets ANSI/SBS standard footprint dimensions for microplates
- Ideal for fully automated crystal screening
- Features 192 reservoir wells and 192 corresponding protein wells
- Flat bottom protein wells are optimized for imaging of crystals.
- Reservoir and protein wells are positioned to be compatible with multi-head dispensing equipment.

Cat. No.	Format	Well Bottom	Reservoir Well Volume (µL)	Protein Well Volume (µL)	Sterile	Qty/ Pk	Qty/ Cs
3773	96-well	Conical	210	10	No	10	50
3785*	96-well, TC-treated	Conical, flat	210	7	No	10	50
3775	384-well	Flat	100	3.4	No	10	50

*Surface processed for hydrophilicity.

Compatibility Guide for Thermal Cyclers, Sequencers, and Real-time PCR

		Corning® Thermowell® GOLD Microplates		
		96-well Half Skirt	96-well Full Skirt	384-well
Regular Thermal Cyclers				
Applied Biosystems/ Life Technologies	Veriti®	■		■
	9600	■		
	9700	■		
	2720	■		
Bio-Rad/MJ Research	MyCycler™	■	■	
	T100	■	■	■
	C1000 Touch	■	■	■
	DNA Engine Tetrad® 2	■	■	■
	PTC-100	■	■	■
	PTC-200	■	■	■
	PTC-225 Tetrad	■	■	■
	DNA Engine Dyad™	■	■	■
	Dyad Disciple	■	■	■
Eppendorf	MasterCycler® ep	■	■	
	MasterCycler M384			■
	MasterCycler pro S	■	■	
	MasterCycler pro 384			■
	MasterCycler nexus gradient	■	■	
	MasterCycler nexus	■	■	
	MasterCycler nexus eco	■	■	
	MasterCycler gradient eco	■	■	
	MasterCycler nexus GXS1	■	■	
	MasterCycler nexus SX1	■	■	
	MasterCycler nexus GSX1e	■	■	
	MasterCycler nexus SX1e	■	■	
Real-time PCR Thermal Cyclers				
Applied Biosystems/ Life Technologies	7300	■		
	7000	■		
	7500	■		
	7700	■		
	7900HT	■		■
	ProFlex™	■		
Bio-Rad/MJ Research	iCycler®	■	■	
	MyiQ™	■	■	
	iQ™5	■	■	
	Chromo 4	■	■	
	DNA Engine Opticon® 2	■	■	
	CFX 96 Touch™	■	■	
	CFX Connect™	■	■	
	CFX384 Touch™			■
	MiniOpticon™	■	■	
Eppendorf	MasterCycler ep realplex	■	■	
Stratagene/ Agilent Technologies	Mx 4000	■		
	Mx 3000P	■		
	Mx 3005P	■		

Corning® Thermowell GOLD PCR Microplates Volume Reference Table

Format	Total Volume	Working Volume
384-well PCR microplates	55 µL	50 µL
96-well PCR microplates, full skirt	240 µL	200 µL
96-well PCR microplates, half skirt	340 µL	300 µL
96-well PCR microplates, elevated skirt	340 µL	300 µL

Bar Code Customization



Dependable Durability

Bar codes have been quality tested for optimal readability, chemical resistance, and temperature variation.

What is a Bar Code?*

The same kind of bar codes you see in stores and supermarkets can be very useful to your lab. Consisting of a series of black bars and light spaces representing letters and/or numerals, a bar code is an easy-to-use vehicle for data collection. The specific arrangement of these bars and spaces follows strict rules known as a “symbology.”

How Does a Bar Code Work?

Bar codes reflect spots of light into a scanner in varying amounts. These differences in reflection are translated into electrical signals by a light detector inside the scanner. The signals are converted into binary ones and zeros, which are used in various combinations to stand for specific numbers and letters.

Common Characteristics of a Bar Code

The Quiet Zones

The areas immediately adjacent to the beginning and the end of the bar code symbol. These zones define the parameters of the code. As a rule of thumb, zones should be 0.25" or larger to prevent misreads.

Start and Stop Characters

Found at the beginning and end of the bar code symbol. They tell the scanner from which direction information is being received.

Interpretation Line

Appears above or beneath a bar code where human readable information appears.

Corning, Beyond the Common Bar Code

- 2.75" x 0.25" label size
- Linear (1-D) bar codes: Code 128, Code 3 of 9, Interleaved 2 of 5
- 10 mil narrow bar element (X-dimension = 0.010”)
- Multiple bar code labels on a single microplate
- Label placement on any side of a Corning microplate
- Customer sequence is electronically stored and can be maintained even if microplates or projects change.

Custom Bar Codes

Corning will assist in designing and implementing a bar code label to meet your exact specifications. We will provide bar code label test samples at the front end of a project to confirm decodability and ensure flawless performance in your end-use process. Our other customization features include:

- Flexible bar code and corresponding human readable layout/orientation on the bar code label, for compatibility with the internal bar code scanner inside your automated instruments
- Color coding
- Superior print quality and resolution
- Flexible bar code label positioning
- Resistant to most commonly used organic solvents

Expert Advice

Most Corning genomics products are suitable for bar code customization. Contact Corning Life Sciences or your local Account Manager for more information.

*Information provided by Computype, Inc.

Catalog Number Index

Cat. No.	Page No.
2498	F5
2505	F5
2506	F5
2525	F5
3087	F7
3342	F3
3347	F3
3365	F4
3504	F3
3505	F3
3507	F3
3510	F3
3511	F3
3514	F3
3550	F8
3551	F8
3552	F8
3553	F8
3556	F8
3584	F3
3635	F5
3679	F5
3740	F7
3741	F7
3742	F7
3743	F7
3744	F7
3745	F7
3746	F7
3747	F7
3748	F7
3749	F7
3750	F7
3752	F6
3753	F6
3754	F6
3756	F6
3757	F6
3773	F9
3775	F9
3785	F9
3795	F4
3897	F4
3956	F3
3957	F3
3958	F3
3959	F3
3960	F3
3961	F3
3964	F3
3965	F3
6509	F6
6511	F6
6520	F7
6530	F7
6531	F7
6542	F7
6547	F7
6551	F6
6555	F7
6569	F6, F7
6570	F7
6571	F7
6575	F6, F7, F9
8160	F4
8161	F4
8162	F4
8163	F4
8169	F4
8170	F4

For up-to-date information on Corning Life Sciences' comprehensive range of products and services, visit **www.corning.com/lifesciences.**

Beginning-to-end Solutions for

Genomics

www.corning.com/lifesciences/solutions

In our continuous efforts to improve efficiencies and develop new tools and technologies for life science researchers, we have scientists working in Corning R&D labs doing what you do every day, across the globe. From collection to analysis, our technical experts understand your challenges and your need for simplified, efficient, low to high throughput genomics processes.

A combination of global manufacturing expertise, extensive use of in-house automation, an unsurpassed commitment to product innovation and a thorough understanding of your processes enables Corning to offer a beginning-to-end portfolio of high-quality, reliable consumables and reagents for genomics applications.

For more specific information on claims, visit the Certificates page at **www.corning.com/lifesciences**.

Warranty/Disclaimer: Unless otherwise specified, all products are for research use only. Not intended for use in diagnostic or therapeutic procedures. Corning Life Sciences makes no claims regarding the performance of these products for clinical or diagnostic applications.

Trust Corning for Your Research

For superior quality and performance in life science research tools, you can count on Corning. Our comprehensive line of advanced products and technologies is designed to meet your evolving needs in cell-based and genomics research. To learn more, please visit **www.corning.com/lifesciences**, or call 1.800.492.1110. Customers outside the U.S., call 1.978.442.2200 or contact your local support office.

Contact Corning

For one-stop shopping from an innovation-driven global company, contact Corning Incorporated, Life Sciences. Our worldwide sales and distribution network delivers fast, individualized service – anywhere around the globe.

For additional product information, visit **www.corning.com/lifesciences**, or call 1.800.492.1110. Customers outside the United States, call 1.978.442.2200 or contact your local support office.

Corning Incorporated
Life Sciences
836 North St.
Building 300, Suite 3401
Tewksbury, MA 01876
t 800.492.1110
t 978.442.2200
f 978.442.2476
www.corning.com/lifesciences

Worldwide Support Offices

ASIA/PACIFIC

Australia/New Zealand
t 61 427286832

China
t 86 21 3338 4338
f 86 21 3338 4300

India
t 91 124 4604000
f 91 124 4604099

Japan
t 81 3-3586 1996
f 81 3-3586 1291

Korea
t 82 2-796-9500
f 82 2-796-9300

Singapore
t 65 6572-9740
f 65 6861-2913

Taiwan
t 886 2-2716-0338
f 886 2-2516-7500

EUROPE

France
t 0800 916 882
f 0800 918 636

Germany
t 0800 101 1153
f 0800 101 2427

The Netherlands
t 31 20 655 79 28
f 31 20 659 76 73

United Kingdom
t 0800 376 8660
f 0800 279 1117

All Other European Countries
t 31 (0) 20 659 60 51
f 31 (0) 20 659 76 73

LATIN AMERICA
grupoLA@corning.com

Brasil
t (55-11) 3089-7400
f (55-11) 3167-0700

Mexico
t (52-81) 8158-8400
f (52-81) 8313-8589

CORNING | FALCON AXYGEN GOSSELIN PYREX

For a listing of trademarks, visit us at www.corning.com/lifesciences/trademarks.
All other trademarks are the property of their respective owners.

©2010-2015 Corning Incorporated. All rights reserved. Printed in USA 8/15 CLS-MP-009 REV5